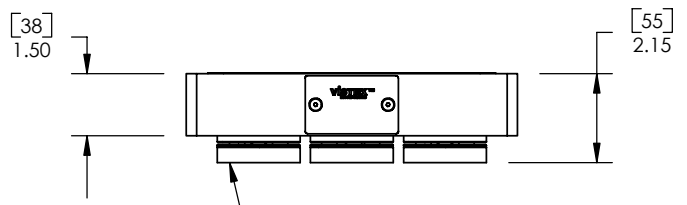
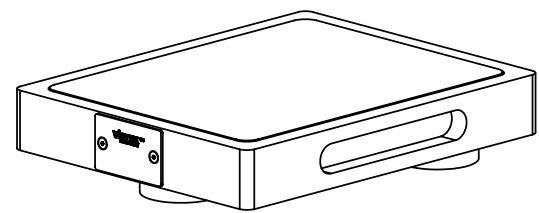
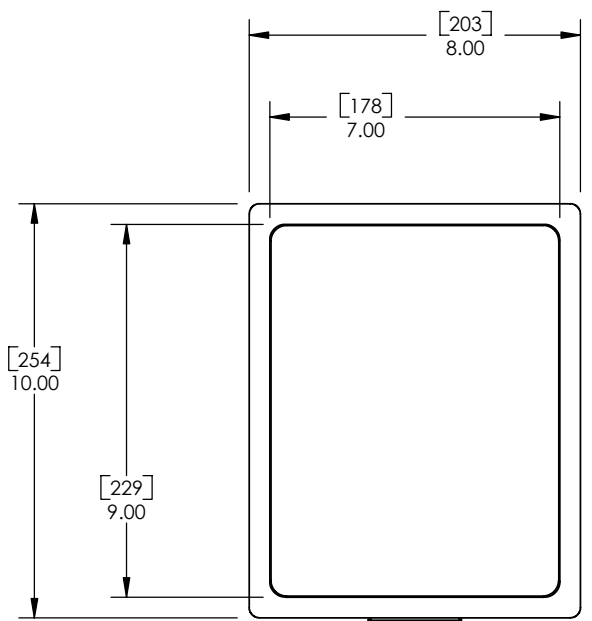


THE INFORMATION CONTAINED IN THIS DRAWING IS THE SOLE PROPERTY OF VISTEK, INC. ANY REPRODUCTION IN PART OR WHOLE WITHOUT THE WRITTEN PERMISSION OF VISTEK, INC. IS PROHIBITED. THE ASSEMBLY / PART(S) ILLUSTRATED IN THIS DRAWING IS AN INVENTION OR PART OF AN INVENTION THAT IS PROTECTED BY U. S. PATENTS AND FOREIGN PATENTS PENDING AND/OR APPLIED FOR, AND APPLICABLE TRADE SECRETS LAW.

REVISIONS			
REV.	DESCRIPTION	DATE	APPROVED



THREE SERIES 275 VIBRATION ISOLATION BEARINGS

## CUSTOMER DRAWING SERIES 275 LAB ISOLATION PLATFORM 8" X 10"

UNLESS OTHERWISE SPECIFIED DIMENSIONS ARE IN INCHES TOLERANCES ARE: FRACTIONS ± 1/32 DECIMALS .XX ± .016 ANGLES .XXX ± .003 125		CAD GENERATED DRAWING. DO NOT MANUALLY UPDATE	
APPROVALS		DATE	
DRAWN	R. HAM	2/4/2007	
CHECKED			
MATERIAL			
FINISH			
NEXT ASSY		USED ON	
APPLICATION			
DO NOT SCALE DRAWING		QUAL ENG	

<b>VISTEK Inc.</b>	
VIBRATION & MOTION CONTROL	
PHOENIX, ARIZONA	
Phone (602) 426-1211 / Fax (602) 426-1611	
8 x 10	
LAB ISOLATION PLATFORM	
SIZE	REV.
B	--
DWG. NO.	1057-012
SCALE	1:3
MASS	LBS
SHEET	1 OF 1

CUSTOMER APPROVAL _____	DATE _____	CATALOG NO. LIP275-0810-01	P/N: _____
-------------------------	------------	----------------------------	------------